

Colorado Giving Study 2005

ORGANIZED PHILANTHROPY IN COLORADO

Dear Colleagues and Friends of the Colorado Association of Funders,

It is our pleasure to present findings from our second study of organized philanthropy in Colorado. Last year the Colorado Association of Funders (CAF) conducted the first-ever study to report on the impact of organized philanthropy. With the addition of this year's study, we now can begin to map patterns and trends in giving across the state. Consistent with last year's study, we looked at organized giving by issue area, geographical allocation and grantmaker type.

New to the 2005 study is a look at expected changes in giving by funders in the next fiscal year. This provides an indication of possible funding increases or declines. We were also able to show Colorado private foundation giving outside of Colorado. This figure will be interesting to watch as we measure the potential impact of giving to emergency funding nationally and internationally.

For the 2005 study, we were able to identify and research an additional 31 funders (19 federated funds and 12 corporate funders) bringing the total number of grantmakers in the study to 290. The expanded number of funders included in the study adds to the accuracy of our look at the economic impact of organized philanthropy on our state.

We would like to remind readers that the data gathered for the study is based on an organization's 2003/2004 fiscal year. Some grantmakers use the calendar year as their fiscal year while others bridge calendar years. Although some of the data was gathered through surveys, most of it was collected through IRS Form 990s. There is a lag time as to the close of a fiscal year and when funders actually file their 990 forms and release grantmaking information. The information is the most recent available and extremely helpful in identifying the impact of philanthropy and patterns of giving over time.

We encourage you to read on and share these findings with your colleagues. As always, we welcome your feedback on the study and suggestions for future research. We'd like to thank the CAF members who funded this study, and who contributed time and expertise to interpreting and presenting the data, and designing the final report.

Cordially,

Jesse King
CAF Chair

Gina Ferrari
CAF Managing Director

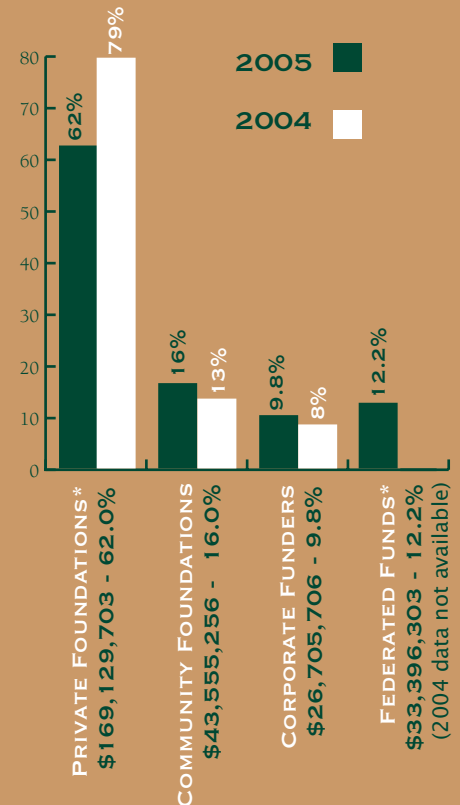
March 2006

ISSUED BY



COLORADO ORGANIZED GIVING
\$272,786,968

CAF MEMBERS \$186,685,215 - 68.4%
(GIVING INCREASED +7.1%
FROM 2004 TO 2005)



*The 2004 Giving Study reflected data from two federated funds which were included in Private Foundation Giving. In 2005, these two funds plus an additional 19 federated funds are included in their own category.

FAST FACTS

- Colorado-based private foundations, community foundations, corporate giving programs and federated funds give more than a quarter of a billion dollars to charitable causes throughout the state.
- This data reflects information from 210 private foundations, 18 community foundations, 41 corporate funders and 21 federated funds.
- Colorado-based private foundations funded 10,321 grants. Seventy-eight percent of grants went to agencies in Colorado.
- CAF Members provide more than 68% of organized philanthropy in the state and their collective giving increased +7%.

EXECUTIVE SUMMARY

The 2005 Colorado Giving Study, commissioned by the Colorado Association of Funders (CAF), shows that 290 Colorado-based private foundations, community foundations, corporate funders and federated funds contribute more than \$272 million to charitable causes throughout the state. For purposes of comparison, the 2004 Giving Study reported an economic impact of \$254 million from 257 grantmakers. Findings clearly demonstrate the significant and growing economic impact organized philanthropy makes in Colorado. The addition of 31 funders captured in this year's study is an encouraging sign that we are able to report philanthropy's economic impact with greater accuracy.

Members of the Colorado Association of Funders provide more than 68% of grantmaker contributions in the state and their collective giving increased +7% from the 2004 Giving Study.

■ **Organized philanthropy continues to grow.** When comparing contributions made in Colorado by the same funders in 2004 and 2005, giving increased by +4%. While not dramatic, this is a positive trend, especially given our state's flat economy.

“More and more individuals, families, businesses, and social groups are choosing donor-advised funds at community foundations as a vehicle for their charitable giving. They're finding that we can help them with all of the administrative details, so they can focus exclusively on their philanthropy.”

David Miller, President
The Denver Foundation

■ **Grantmaker expectations for future giving are encouraging.** Sixty-five percent of respondents expect their total giving to increase up to 9% in the next fiscal year. Fourteen percent expect their giving to increase 10% or more. An additional 14% expect giving to remain the same while only 7% expect a modest decrease. These positive expectations are most likely driven by an improved economy and more favorable returns on investments. Funders also anticipate the number of grants they make to increase. Sixty-six percent expect the number of grants to increase, 18% expect the number to remain the same, and 16% expect the number to decline.

■ **Community foundations are experiencing significant growth.** Among types of grantmakers, community foundations experienced the greatest increase in giving at +35%. This trend may reflect the increase in donor-advised funds at community foundations established by retiring baby-boomers and through the conversion of private foundation assets.

■ **Charities providing human services, education and health continue to receive the largest share of giving.** Among the program areas receiving funding from organized philanthropy, human services receives 27%, education receives 25%, and health receives 17%. Human services and education experienced an increase in funding as a percent of the total allocation at +8% and +52%, respectively. Community & public affairs and children & youth experienced declines as a percent of the total allocation at -54% and -17%, respectively. This shift in the percent of allocation among program areas reflects the impact of priorities of the 31 funders new to the 2005 study, many of whom contributed large shares of their grants to human services and education. In addition, some funders are reallocating grants from children & youth to early childhood education, driving an increase in the overall share of education contributions. Funding for arts, culture & humanities, faith-based, animal-welfare and environment program areas remain fairly consistent as compared to 2004 data.

■ **Organizations in the seven-county Metro-Denver area continue to receive the majority of funding (70%),** although the percent of allocations increased significantly in Fort Collins/Greeley and Colorado Springs. With the growth of community foundations, there is an increase in contributions to the areas they serve. Local funders appear to be giving more to their own

communities. This is evident in Fort Collins/Greeley and Colorado Springs where their share of contributions increased +45% and +46 %, respectively. In addition, this year's study included giving by federated funds in these areas. There is a modest decline in the overall percent of contributions to rural areas, specifically in the northeast and southwest areas. For comparative purposes, 81% of Colorado's population lives on the Front Range which receives 88% of funding. Nineteen percent of the state's population lives in rural areas which receives nearly 12% of funding. It also is important to note that Front Range-based nonprofits often serve the entire state.

■ While all grantmaker types strongly support human services, health, and education, there are significant differences among top priorities for giving. Federated funds and community foundations give the largest dollar share of their contributions to human services at 57% and 30%, respectively. Private foundations allocate the greatest share to education at 28% while corporate funders give the greatest percent to health at 28%. Although overall support for community & public affairs has declined as a percent of giving, community foundations allocate 10% of their contributions to this area. Art, culture & humanities receive more significant support from community (13%) and private foundations (10%). Children & youth and animal welfare receive the greatest percent of support from corporate funders at 14% and 5%, respectively. Community foundations are the most likely organized grantmakers to support faith-based charities, with 7% of their grant dollars going to such organizations.

■ Colorado-based private foundations also generously support charitable organizations outside of the state. When comparing the same private foundations in the 2004 and 2005 Giving Studies, out-of-state giving remains consistent at 29% and 28%, respectively. Keeping in mind that this data does not reflect the years in which Tsunami and Katrina emergency funding was provided, we may see this figure increase in future studies.

■ Individual giving and grants by state government agencies show an increase from 2004 and continue to be the largest sources of funding. Individual giving grew by +6% and state government grants grew by +79%. The significant growth in state grants reflects a number of factors specific to each government agency, but one predominant trend is an increase in federal funds and matching federal grants. National foundations and corporations contributed 22% less in 2005 than in 2004 and represents the smallest share of overall giving in the state.

ABOUT THE COLORADO ASSOCIATION OF FUNDERS

The Colorado Association of Funders (CAF) is a nonprofit regional membership organization for grantmakers throughout the state. CAF's mission is to bring people, information and resources together to promote effective and responsible philanthropy in Colorado.

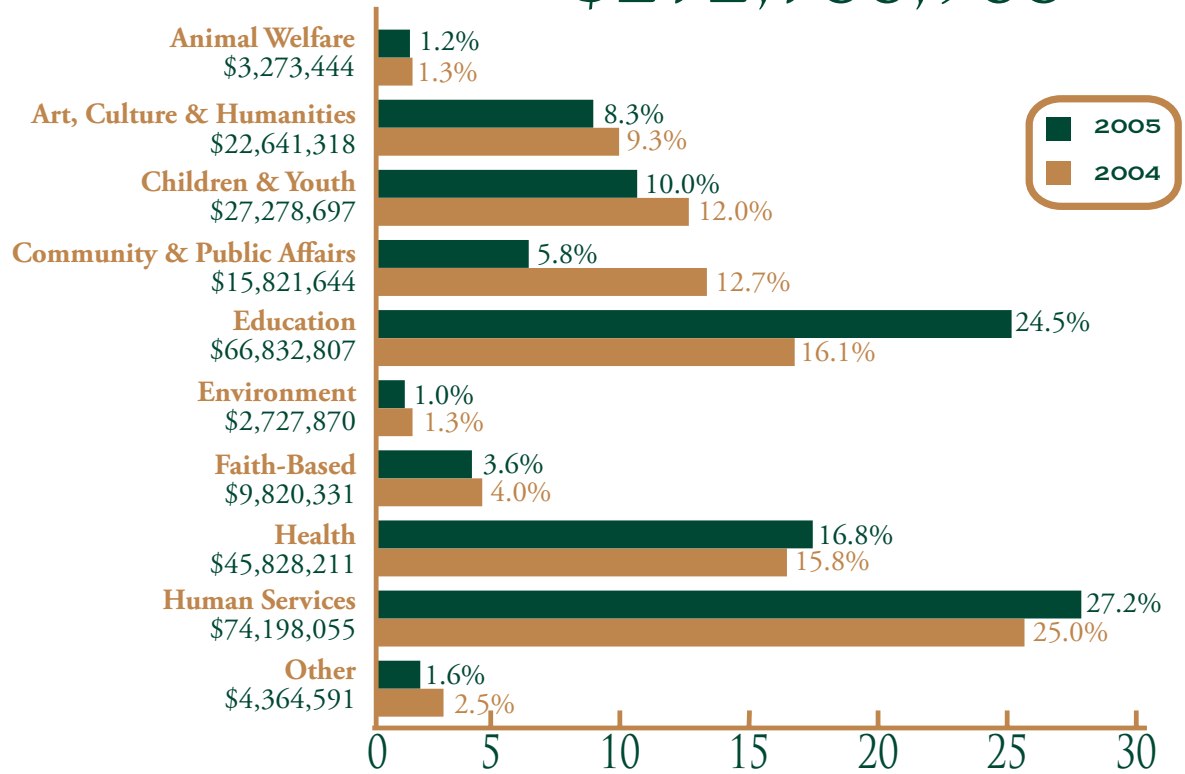
As members of CAF, funders have the opportunity to network with each other, explore peer collaborations, learn about current issues within the community at large and the nonprofit industry, and benefit from trainings and programs designed specifically for grantmakers. Together, CAF and its member organizations work to strengthen the voice and impact of philanthropy in the state. CAF welcomes private, corporate, community, operating and supporting foundations, corporate grantmakers and federated funds as members. Currently, CAF has more than 80 member organizations reflecting the diversity of the Colorado grantmaking community.

For more information about CAF, please visit www.coloradofunders.org or contact CAF at 303-398-7404, 600 South Cherry Street, Suite 1200, Denver, CO 80246.

COLORADO ORGANIZED GIVING

AREAS OF INTEREST

\$272,786,968



“We are beginning to see trends of increased funding for people at the very beginning of life, and at the very end of life. While this year’s giving study shows a generally lower percentage of funding for children and youth, underlying data shows a marked upswing in resources for early-childhood development. With Colorado’s rapidly aging population, we can anticipate a larger share of health-related dollars going toward end-of-life issues such as palliative and hospice care, and organized support for caregivers.”

Sheila Bugdanowitz, President and CEO
Rose Community Foundation

FAST FACTS

- Charities providing human services, education and health continue to receive the largest share of giving.
- Education funding increased +52% as a percent of the total allocation.
- Community & Public Affairs funding decreased -54% as a percent of total allocation.

Animal Welfare
Animal advocacy
Humane societies
Wildlife preservation
Veterinary services
Zoo/zoological societies

Art, Culture & Humanities
Art education
Arts councils
Media
Communications organizations
Museums
Performing arts
Humanities organizations
Historical societies

Children & Youth
Youth centers/clubs
Youth development
Mentoring
After-school programs

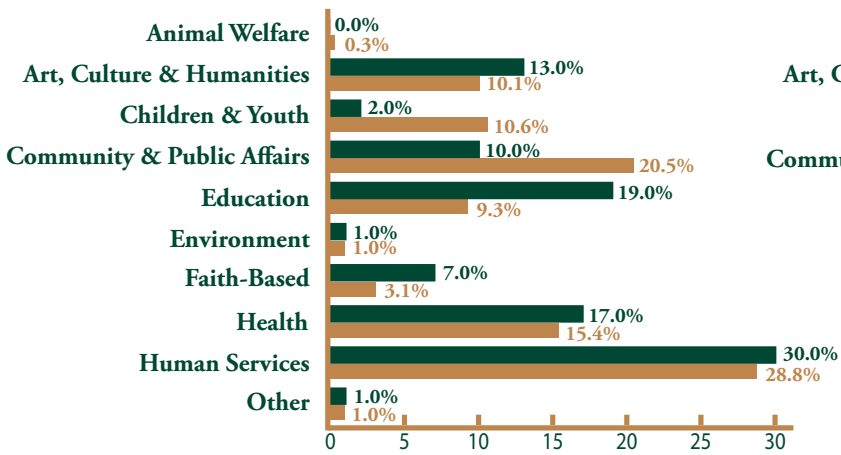
Community & Public Affairs
Civil rights
LGBT issues
Social action
Advocacy
Community improvement
Neighborhood development
Crime prevention
Public safety
Disaster preparedness and relief
Legal services

Education
Early childhood education
Elementary education
Secondary education
Vocational/technical schools
Higher educational institutions
Adult education
Continuing education
Libraries
Academic scholarships

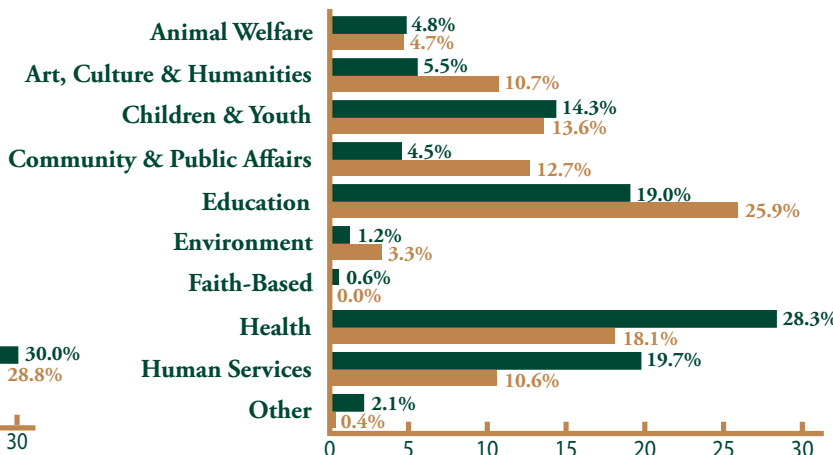
Environment
Environmental advocacy organizations
Pollution abatement
Natural resource conservation/protection
Botanical/horticultural services
Environmental education

BY GRANTMAKER TYPE

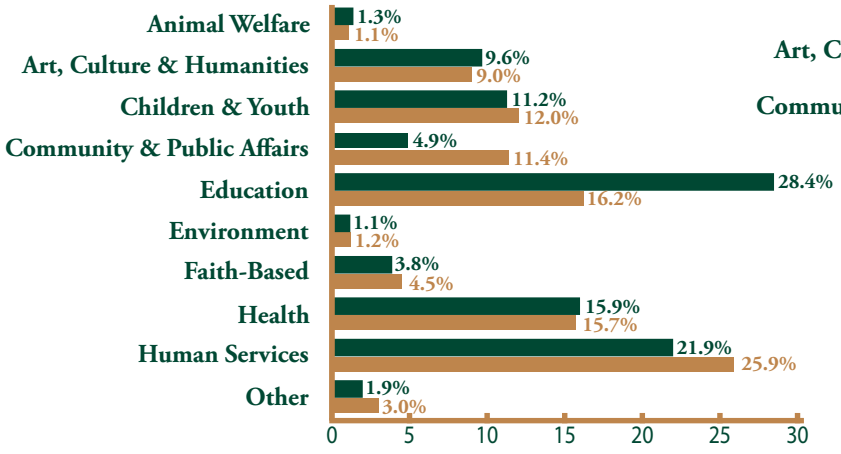
COLORADO COMMUNITY FOUNDATIONS
 \$43,555,256



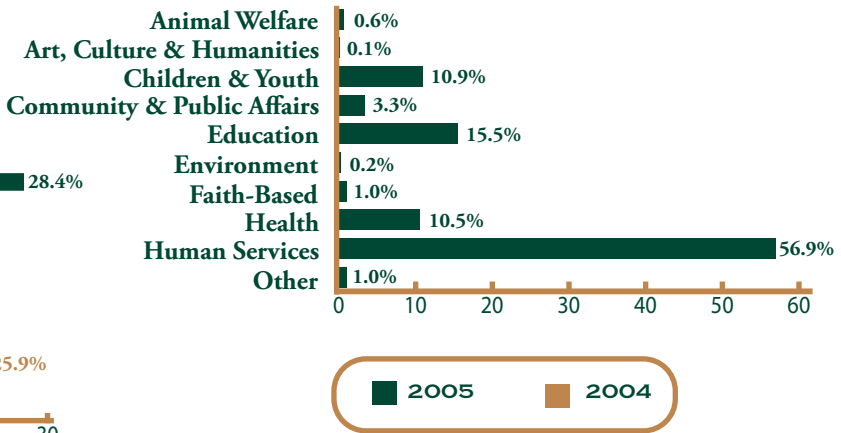
COLORADO CORPORATE FUNDERS
 \$26,705,706



COLORADO PRIVATE FOUNDATIONS
 \$169,129,703



COLORADO FEDERATED FUNDS
 \$33,396,303



■ 2005 ■ 2004

Faith-Based

- Religion
- Spiritual development
- Churches, synagogues, and other places of worship

Health

- Hospitals
- Hospice care
- Family planning centers
- Public health programs
- Mental health treatment
- Disease/disorders
- Medical research
- Alcohol and substance abuse treatment
- Suicide prevention

Human Services

- Social services
- Food/nutrition
- Hunger prevention
- Housing/shelter
- Homelessness
- Emergency assistance
- Energy assistance
- Immigrant services
- Employment services
- Services for the aging
- Services for people with disabilities
- Domestic abuse prevention and intervention
- Teen pregnancy programs

Other

- Recreation
- Sports
- Affinity groups
- Archeology
- Science
- Technology
- Promotion of volunteerism and philanthropy

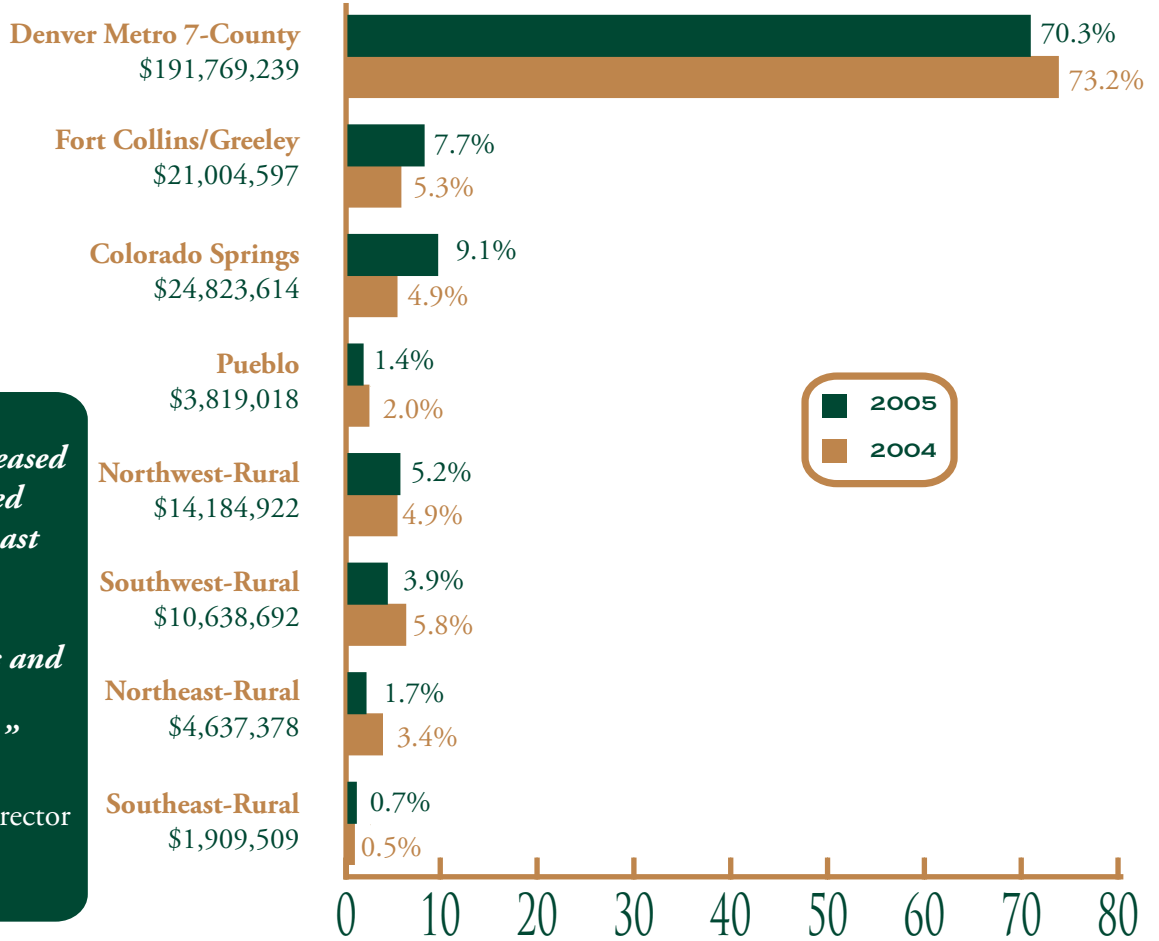
FAST FACTS

- Federated funds and community foundations give the largest share of contributions to human services at 57% and 30%, respectively.
- Private foundations allocate the greatest share to education at 28%.
- Corporate funders give the largest share to health at 28%.

COLORADO ORGANIZED GIVING

GEOGRAPHIC AREA

\$272,786,968



“Many of the funders in Colorado Springs have increased their giving to meet increased needs in the region. In the past several years in particular, funders have been working together to serve as catalysts and advocates for philanthropy throughout our community.”

Heather Carroll, Executive Director
Joseph Henry Edmondson Foundation

FAST FACTS

- Fort Collins/Greeley and Colorado Springs experienced significant increases in allocation of contributions versus 2004.
- The Front Range corridor represents 81% of Colorado’s population and receives 88% of funding.
- Rural areas represent 19% of the population and receive 12% of funding.

Denver Metro

Adams
Arapahoe
Boulder
Broomfield
Denver
Douglas
Jefferson

Fort Collins/Greeley

Larimer
Weld

Colorado Springs

El Paso

Pueblo

Pueblo

Northeast-Rural

Cheyenne
Elbert
Kit Carson
Lincoln
Logan
Morgan
Phillips
Sedgwick
Washington
Yuma

Northwest-Rural

Chaffee
Clear Creek
Custer
Eagle
Fremont
Garfield
Gilpin
Grand
Jackson
Lake
Moffat
Park
Pitkin
Rio Blanco
Routt
Summit
Teller

Southeast-Rural

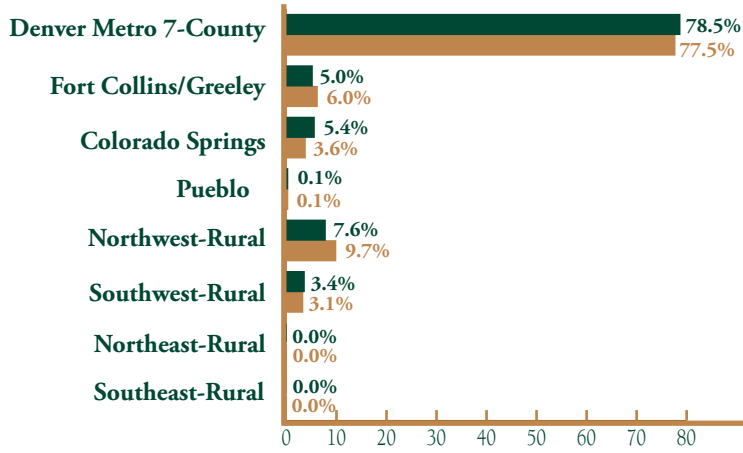
Baca
Bent
Crowley
Huerfano
Kiowa
Las Animas
Otero
Prowers

Southwest-Rural

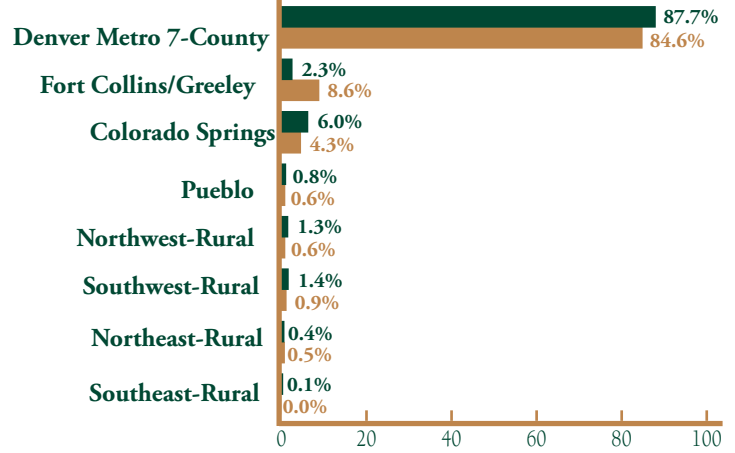
Alamosa
Archuleta
Conejos
Costilla
Delta
Dolores
Gunnison
Hinsdale
La Plata
Mesa
Mineral
Montezuma
Montrose
Ouray
Rio Grande
Saguache
San Juan
San Miguel

GEOGRAPHIC AREA BY GRANTMAKER TYPE

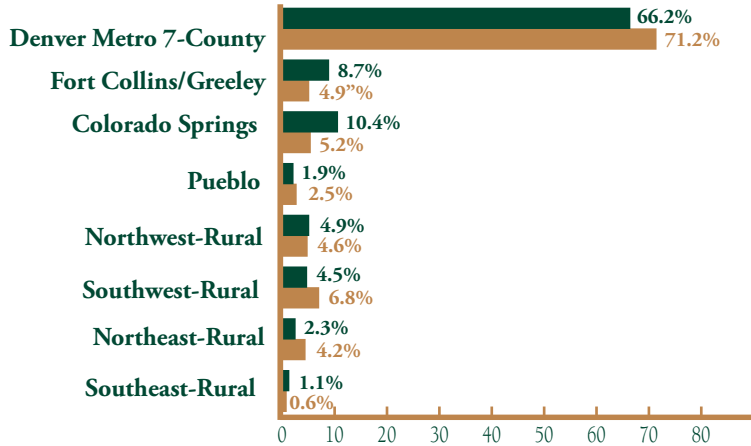
COLORADO COMMUNITY FOUNDATIONS \$43,555,256



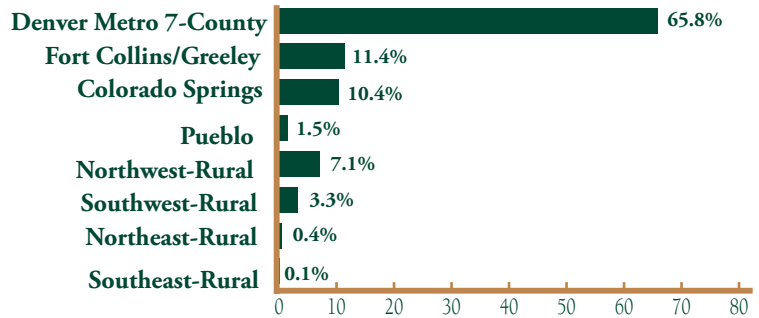
COLORADO CORPORATE FUNDERS \$26,705,706



COLORADO PRIVATE FOUNDATIONS \$169,129,703



COLORADO FEDERATED FUNDS \$33,396,303



2005 2004

“While funding to the rural areas of our state dropped slightly over the last year, on the whole grantmaker funding to these areas has increased about fourfold over the last decade. Colorado’s foundation community needs to remain committed to ensuring that our resources benefit all of the people of the state.”

John R. Moran, Jr., President and CEO
The Colorado Trust

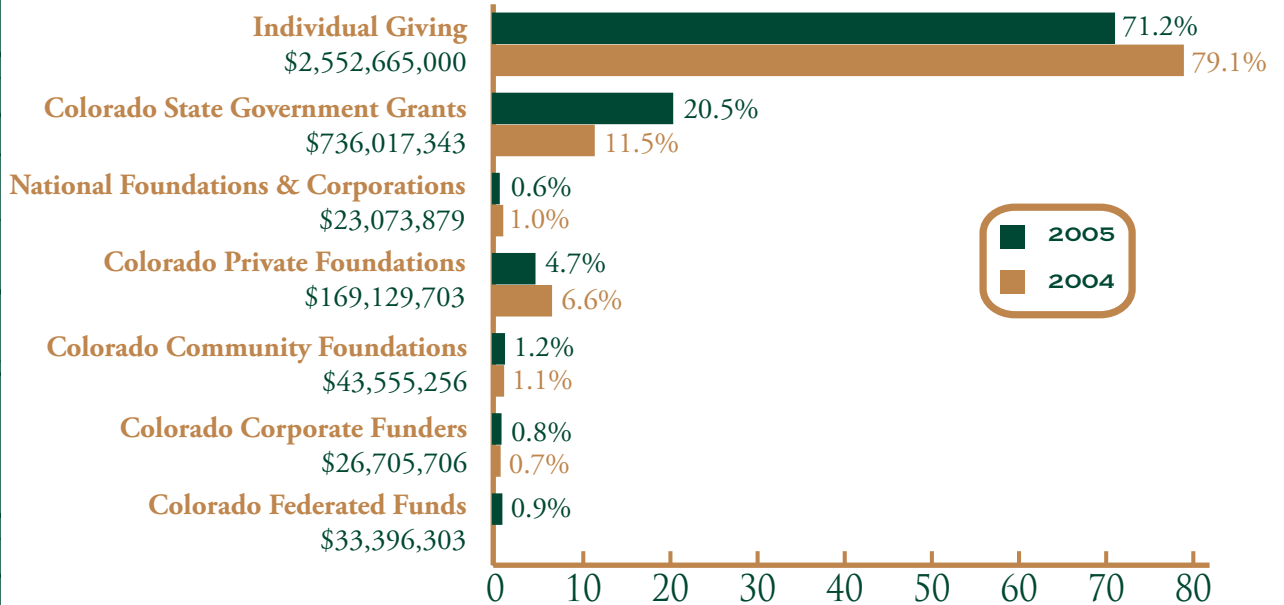
FAST FACTS

- Community foundations are experiencing significant growth, and therefore driving increased giving to their own communities.
- Federated funds and corporate funders also tend to give to their own communities.
- Private foundation giving is more broadly distributed across the state.

OVERALL GIVING IN COLORADO

A QUICK LOOK

\$3,584,543,190



COLORADO STATE GOVERNMENT GRANTS

The estimated amount of government giving captures funding by 63 programs administered by various Colorado state agencies. This amount reflects grants given to nonprofit organizations, local governments, and school districts.

(NOTE: Great Outdoors Colorado, although a CAF member, is supported through funds from a government source. GOCO giving is therefore included in Colorado State Government grants.)

INDIVIDUAL GIVING

Individual giving refers to the amount of charitable contributions made by individuals to nonprofit organizations according to the most recent data available from the National Center for Charitable Statistics at the Urban Institute.

NATIONAL FOUNDATIONS AND CORPORATIONS

This category is made up of 77 private foundations and corporations outside of Colorado that gave at least \$50,000 in Colorado's metro areas and at least \$25,000 in Colorado's rural areas and had a 990 form available on GuideStar or financial information on their websites.

CONTRIBUTIONS OUTSIDE OF COLORADO

Colorado private foundations researched in this study and in last year's study contributed \$62,805,767 or 29% of their overall giving to charitable organizations outside of Colorado. For comparison purposes, these same Colorado private foundations gave \$60,663,911 or 28% of their contributions outside of Colorado in 2004.

OUTLOOK FOR FUTURE GIVING

COLORADO FUNDERS' EXPECTATIONS FOR 2006

	TOTAL GIVING	TOTAL ASSETS	NUMBER OF GRANTS
STAY THE SAME:	14.0%	18.3%	17.4%
INCREASE:			
To 9%	65.1%	62.2%	60.5%
10 - 19%	8.1%	11.0%	3.5%
20% or more	5.8%	1.2%	2.3%
DECREASE:			
0 - 9%	7.0%	7.3%	15.1%
10 - 19%	0.0%	0.0%	0.0%
20% or more	0.0%	0.0%	1.2%

SUPPORTERS OF THE COLORADO GIVING STUDY 2005

CAF is grateful to the member organizations and colleagues that funded the study: Animal Assistance Foundation, Bright Mountain Foundation, The Colorado Trust, Cydney and Tom Marsico Family Foundation, Daniels Fund, The Denver Foundation, Dowling Foundation, Joseph Henry Edmondson Foundation, Kenneth King Foundation, Leighty Foundation, Snow Valley Foundation, Sun Microsystems Foundation and Xcel Energy Foundation. In-kind support for the design of the final report was made possible by The Colorado Trust. CAF would like to thank the Communications Committee members for their time and expertise in guiding each step of the project. CAF would also like to recognize the Community Resource Center for its excellent research.

CAF 2006 BOARD OF DIRECTORS

Jesse King Trustee Chinook Fund CAF Board Chair	Sheila Bugdanowitz President & CEO Rose Community Foundation
Jack Alexander Executive Director Helen K. and Arthur E. Johnson Foundation CAF Board Vice Chair	Heather Carroll Executive Director Joseph Henry Edmondson Foundation
Rebecca Arno Vice President of Communications The Denver Foundation CAF Board Treasurer	Debra Edwards Executive Director The Summit Foundation
	David Gies Executive Director Animal Assistance Foundation

CAF STAFF

Gina Ferrari Managing Director Colorado Association of Funders
Lisa Dean Administrative Assistant Colorado Association of Funders

AnneMarie Kemp Managing Director Junior League of Denver
Tony Lewis Executive Director Donnell-Kay Foundation
Carol Shearon Corporate Citizenship Representative Xcel Energy Foundation

Colorado giving

Association of Small Foundations

ASF is devoted to serving the community of foundations with few or no staff.
4905 Del Ray Ave., Suite 200
Bethesda, MD 20814
Phone: (301) 907-3337
Toll free: (888) 212-9922
Fax: (301) 907-0980
asf@smallfoundations.org
www.smallfoundations.org

The Chronicle of Philanthropy

The Chronicle of Philanthropy is a news source, in print and online, for charity leaders, fundraisers, grantmakers, and other people involved in the philanthropic enterprise.
1255 23rd St. N.W., Suite 700
Washington, D.C. 20037
Phone: (202) 466-1200
help@philanthropy.com
www.philanthropy.com

Colorado Association of Funders

CAF is a nonprofit regional membership organization for grantmakers throughout the state. CAF's mission is to bring people, information and resources together to promote effective philanthropy in Colorado.
600 South Cherry St., Suite 1200
Denver, CO 80246
Phone: 303-398-7404
Fax: 303-398-7430
gferrari@rcfdenver.org
www.coloradofunders.org

Colorado Nonprofit Association

The Colorado Nonprofit Association, formerly the Colorado Association of Nonprofit Organizations (CANPO), is a statewide nonprofit membership coalition connecting nonprofits of all sizes, missions, and geographic locations.
455 Sherman St., Suite 207
Denver, CO 80203
Phone: (303) 832-5710
Toll-free in Colorado: (800) 333-6554
Fax: (303) 894-0161
info@coloradononprofits.org
www.coloradononprofits.org

Community Resource Center

The Community Resource Center provides opportunities, tools and strategies for Colorado nonprofit organizations and community groups to achieve a more just society.
655 Broadway, Suite 300
Denver, CO 80203
Phone: (303) 623-1540
Toll free: (800) 516-6284
Fax: (303) 329-9447
info@crcamerica.org
www.crcamerica.org

Council on Foundations

COF is a membership organization providing leadership expertise, legal services, and networking opportunities to its members and the general public.
1828 L St., NW
Washington, DC 20036
Phone: (202) 466-6512
Fax: (202) 785-3926
www.cof.org

Forum of Regional Associations of Grantmakers

The Forum works through a network of 31 regional associations of grantmakers and its New Ventures in Philanthropy initiative to enhance, expand and explain philanthropy.
1111 19th St., NW Suite 650
Washington, DC 20036
Phone: (202) 467-1120
Fax: (202) 467-0055
info@givingforum.org
www.givingforum.org

The Foundation Center

The Foundation Center's mission is to strengthen the nonprofit sector by advancing knowledge about U.S. philanthropy.
79 Fifth Ave./16th St.
New York, NY 10003-3076
Phone: (212) 620-4230
Toll free: (800) 424-9836
Fax: (212) 807-3677
www.fdncenter.org

Giving USA Foundation

Giving USA, the annual report on philanthropy, is published by Giving USA Foundation, a public service initiative of the Trust for Philanthropy of the American Association of Fundraising Counsel (AAFRC).
Phone: (412) 741-1495
Toll free: (888) 544-8464
Fax: (412) 741-0609
shipper@aafr.org
www.aafr.org

GuideStar

GuideStar's vision is to create an interactive "marketplace of information" that connects nonprofit organizations, donors, foundations and businesses.
4801 Courthouse St., Suite 220
Williamsburg, VA 23188
Phone: (757) 229-4631
www.guidestar.org

National Center for Charitable Statistics

The National Center for Charitable Statistics (NCCS) is a national clearinghouse of data on the nonprofit sector in the United States. NCCS is a program of the Center on Nonprofits and Philanthropy (CNP) at the Urban Institute.
2100 M Street NW
Washington DC 20037
Phone: (202) 833-7200
Toll free: (866) 518-3874
nccs@ui.urban.org
www.nccs.urban.org



Community Foundations

A community foundation makes grants for charitable purposes in a specific community or region. Funds are usually derived from many donors and held in an independently-administered endowment; income earned by the endowment is then used to make grants. Many community foundations administer donor-advised funds, which allow donors to recommend recipients without incurring the costs of running a foundation.

Corporate Funders

This category is comprised of corporate giving programs or private foundations whose grant funds are derived primarily from the contributions of a profit-making business organization and/or its employees. The governing body is often made up of employees of the corporation.

Private Foundations

Private foundations are non-governmental, nonprofit organizations that are managed by trustees or directors and make grants based on charitable endowments. Because of

their endowments, they are focused primarily on grantmaking and generally do not actively raise funds or seek public financial support.

Federated Funds

A federated fund is a joint fundraising effort usually administered by a nonprofit umbrella organization such as a United Way, which in turn distributes contributed funds to a number of nonprofit agencies.

Operating Foundations

Operating foundations are private foundations that use the bulk of their resources to provide charitable services or run charitable programs of their own. Some grants may be made, but the sum is generally small relative to the funds used for the foundation's own programs.

Please Note: The study does not report the giving of Operating Foundations unless they are a CAF member. In those cases, amounts were included in the Private Foundations category.

METHODOLOGY

The 2005 study reflects information gathered on 290 grantmakers in Colorado, including 18 community foundations, 41 corporate funders, 21 federated funds, and 210 private foundations. Data is based on an organization's 2003/2004 fiscal year. Some grantmakers use the calendar year as their fiscal year, while others bridge calendar years. Although some of the data was gathered through surveys, most of it was collected through IRS Form 990s. There is a lag time as to the close of a fiscal year and when funders actually file their 990 forms and release grantmaking information. The information gathered and presented is still extremely helpful in identifying the impact of philanthropy and patterns of giving over time.

According to GuideStar, an online database repository of nonprofit tax returns (Forms 990 and 990-PF), in 2004 there were 1,899 private non-operating foundations in Colorado; 1,393 of these had incomes (money received from contributions) of less than \$25,000. These smaller foundations were not included in the study. The 990 forms of the remaining 506 foundations were researched. Of these, grantmakers giving at least \$50,000 in Colorado's metro areas and at least \$25,000 in Colorado's rural areas were included in this study.

This study estimates Colorado giving by areas of interest. Whenever possible, the purpose of the grant was taken into account to categorize the giving. For example, if money was donated to a church to support its food bank, the giving was designated to the Human Services rather than the Faith-based category. More often than not, the specific purpose of donation is not recorded on the grantmaker's 990 form. In these cases, the giving was categorized according to the overall mission of the nonprofit organization.

Geographically, giving was divided into the following regions: Denver Metro 7-County, Fort Collins/Greeley, Colorado Springs, Pueblo, Northwest Rural, Southwest Rural, Northwest Rural and Southeast Rural. The boundaries of these regions are based on county lines, so the Colorado Springs region reflects giving in the entire El Paso County. Geographic funding categories reflect where the nonprofit is headquartered, not necessarily where it provides services. For instance, an agency may be based in Denver, yet provide services statewide. Again, many 990 forms do not include the address of the grantee, so giving totals represent those nonprofit organizations known to be in Colorado.

Colorado giving Colorado giving Colorado COLORADO GIVING STUDY 2005



2005 MEMBERS

A. V. Hunter Trust

Adolph Coors Foundation

Animal Assistance Foundation

Anschutz Family Foundation

Argentum Foundation

Aspen Valley Community
Foundation

Bee Vradenburg Foundation

Boettcher Foundation

Bohemian Foundation

Bonfils-Stanton Foundation

Brett Family Foundation

Bright Mountain Foundation

Caring for Colorado Foundation

Chambers Family Fund

Chinook Fund

Clayton Foundation

Colorado Technology Community
Foundation

The Colorado Trust

Community Foundation Serving
Boulder County

Community Foundation Serving
Southwest Colorado

Community Shares of Colorado

Coutts & Clark Western Foundation

Cydney and Tom Marsico Family
Foundation

Daniel and Janet Mordecai
Foundation

Daniels Fund

David & Laura Merage Foundation

David & Lucile Packard Foundation

Delta Dental Foundation

Denver Active 20-30 Children's
Foundation

The Denver Foundation

Denver Newspaper Agency

Dobbins Foundation

Donnell-Kay Foundation

Dowling Foundation

El Pomar Foundation

First Data Western Union Foundation

Fulcrum Foundation

Gannett Foundations/9News

Gates Family Foundation

General Service Foundation

Gill Foundation

Global Greengrants Fund

Great Outdoors Colorado Trust Fund

Greenlee Family Foundation

Harmes C. Fishback Foundation

HealthONE Alliance

Helen K. and Arthur E. Johnson
Foundation

Janus Foundation

JFM Foundation

JJJ Foundation

J.K. Mullen Foundation

Joseph Henry Edmondson Foundation

Junior League of Denver

Kaiser Permanente

Kenneth King Foundation

Kinder Morgan Foundation

Leighty Foundation

Lillis Foundation

LMG Supporting Foundation

Mile High United Way

Nord Family Foundation

Pikes Peak Community Foundation

Piton Foundation

Price Foundation

Qwest Foundation

The Rock Bottom Foundation

Rose Community Foundation

Ruth and Vernon Taylor Foundation

Sam S. Bloom Foundation

Schlessman Family Foundation

Schooler Family Foundation

Snow Valley Foundation

The Summit Foundation

Sun Microsystems Foundation

Theodore and Chandos Rice
Charitable Foundation

Temple Hoyne Buell Foundation

Trask Family Foundation

Universal Lending Foundation

Weaver Family Foundation

Women's Foundation of Colorado

Xcel Energy Foundation

Graphic Design: Rachel Mondragon
The Colorado Trust
Printer: Keyline Graphics Inc.